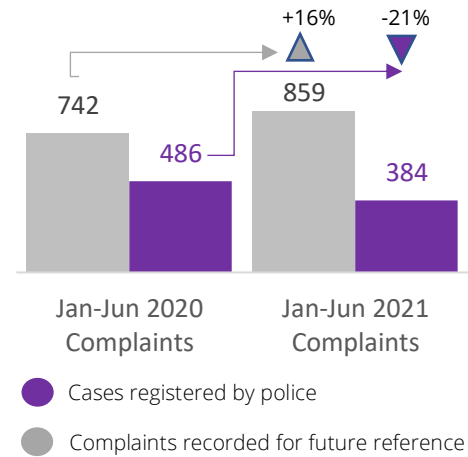


DOMESTIC VIOLENCE REPORT

January to June 2021

Domestic violence cases declined by 21%

During the first half of 2021 (January to June), there was a decline in the number of Domestic Violence cases¹, although there was an increase in the number of complaints made for future reference, for which no court action was requested or pursued. Overall, there was a marginal increase in domestic violence complaints from 1,228 to 1,243.



DOMESTIC VIOLENCE is a form of gender-based violence which affects females disproportionately.



6 in 10 cases were against a present or past intimate partner



Females accounted for
83%
of domestic violence cases registered by police.

Females age
18 to 35
continue to account for the largest number of cases registered by Police.

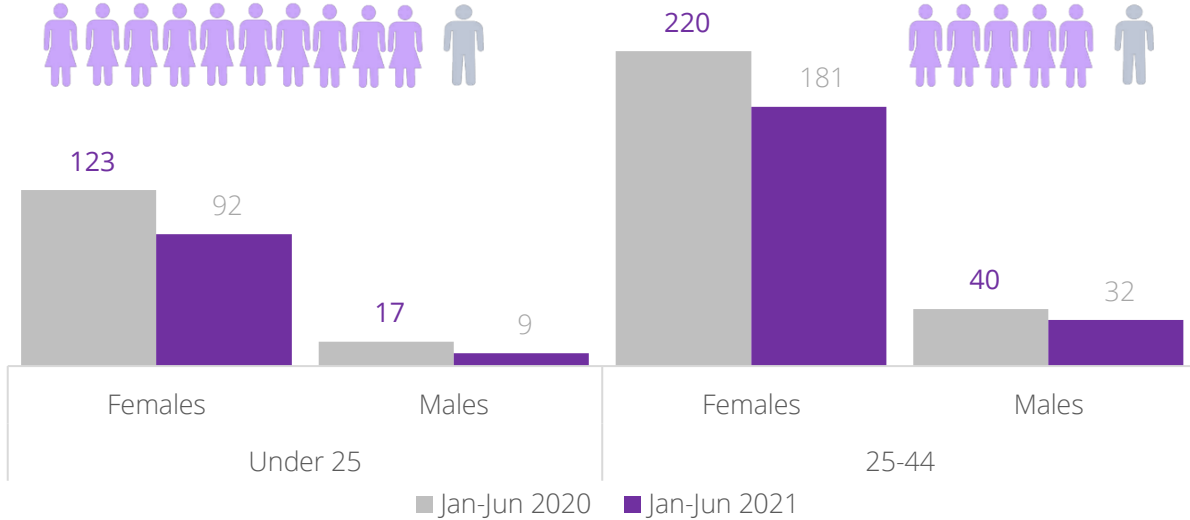
Under 25 females accounted for
10X
the number of cases lodged for males in the same age group.

¹This report focuses on cases for which an arrest was made, or an investigation was initiated by Police. Future reference complaints are excluded from the detailed analysis due to data gaps.

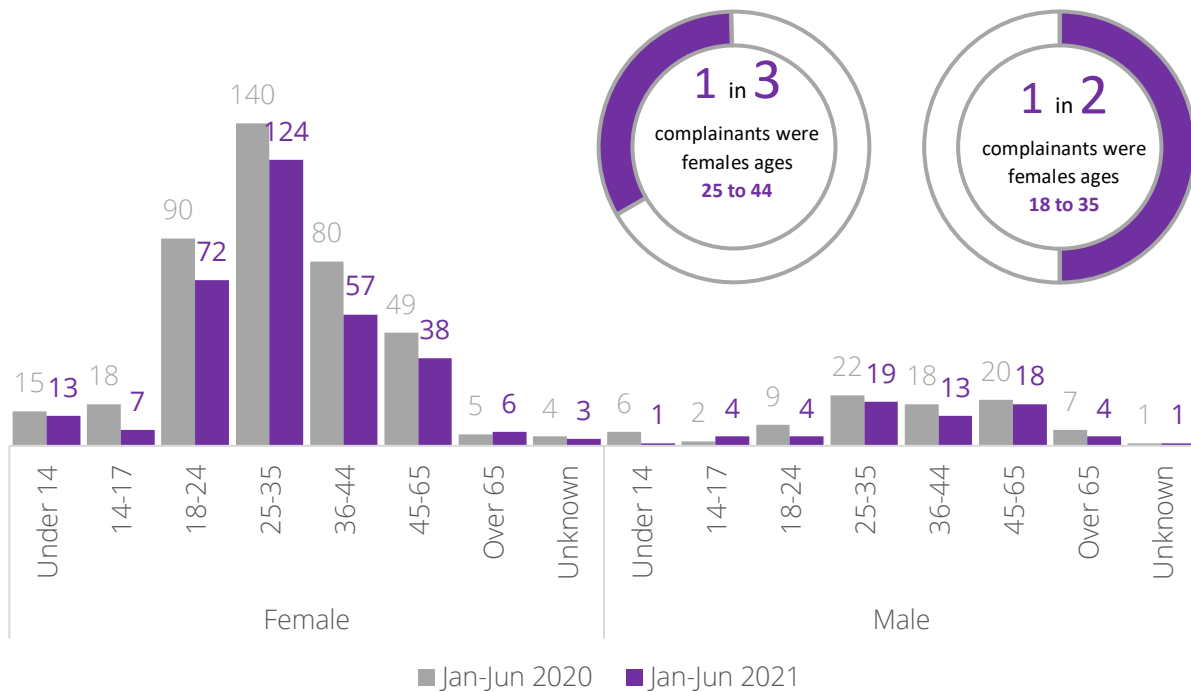
Females under the age of 25 were identified as complainants 10 times more frequently than males in the same age category. During January to June 2020, the ratio was 6 to 1.



In the 25-44 age group, the female to male ratio was 6 to 1, representing no significant change in the ratio for this age group.



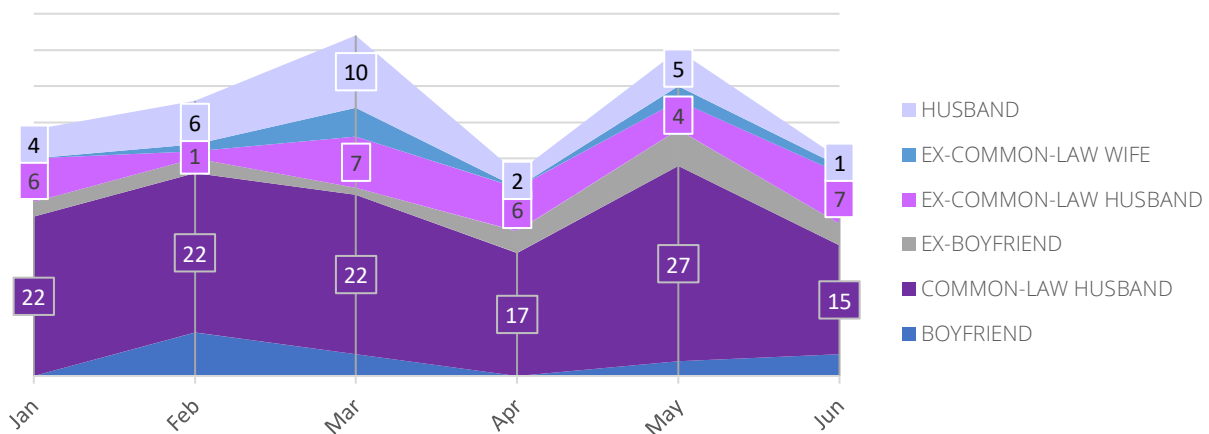
A decline in the number of cases lodged was registered for most age groups, except for women over age 65 and males ages 14 to 17.



Most commonly, domestic violence cases were attributed to misunderstandings or alcohol abuse.



March and May 2021 registered a notable escalation in cases. In March 2021, a marked increase in cases for which a husband or an ex-common-law partner was the alleged perpetrator drove an overall increase in case count for cases involving intimate partners (*see below*). In May 2021, a substantial increase in cases for which a common-law husband was the alleged perpetrator resulted in a spike during that month.

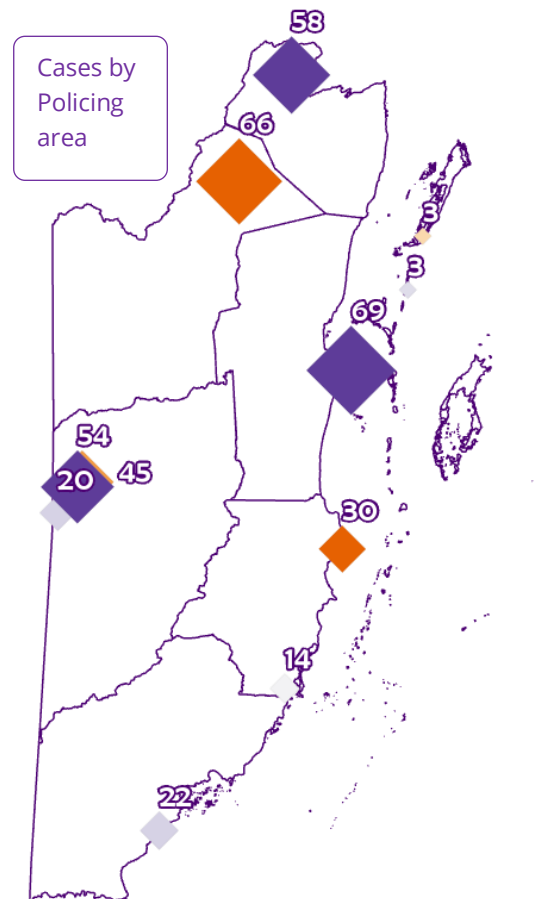
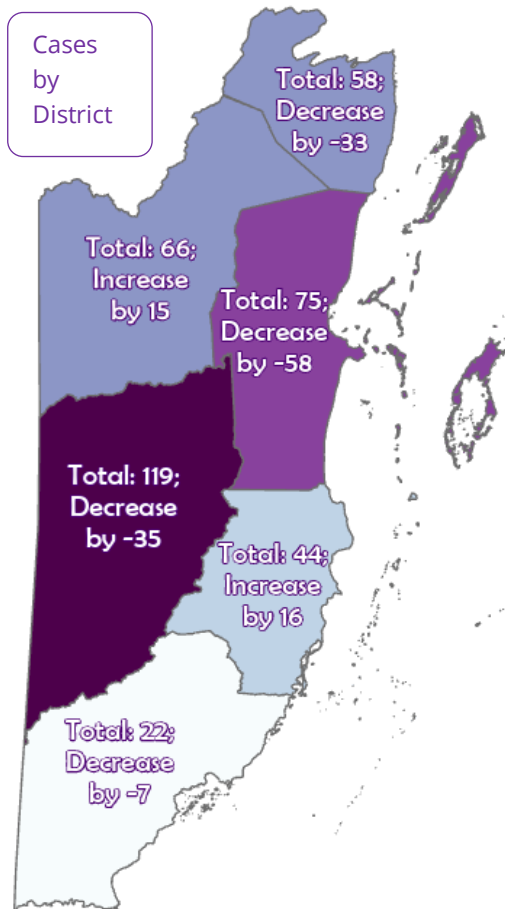


Whereas there was no significant overall change in the number of cases against common-law husbands, there was notable drop in cases lodged against husbands and boyfriends during January to June 2021, relative to January to June 2020.

The case count decreased in all districts except for Stann Creek and Orange Walk. Whereas Stann Creek accounted for the lowest number of cases during January to June 2020, cases in that district increased by 57% for the period January to June 2021, relative to the same time the previous year.

Cayo accounted for the largest percentage of cases during January to June 2021 (31% of the total), whereas the Belize District accounted for 20%.

The largest declines were registered for the Belize City, Corozal, and Belmopan policing areas.

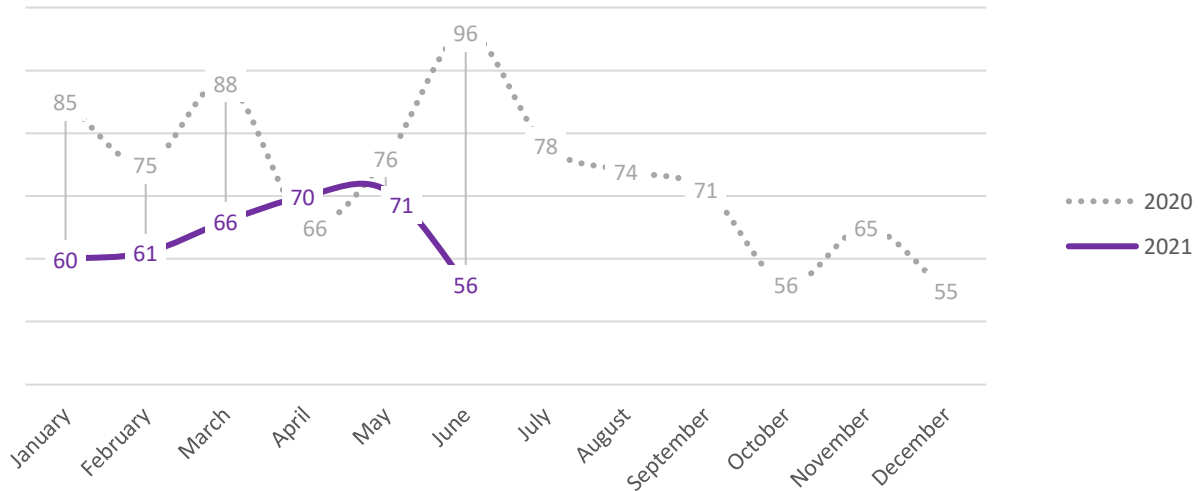


At the level of the policing areas, increases were registered for Stann Creek, Orange Walk and San Ignacio.

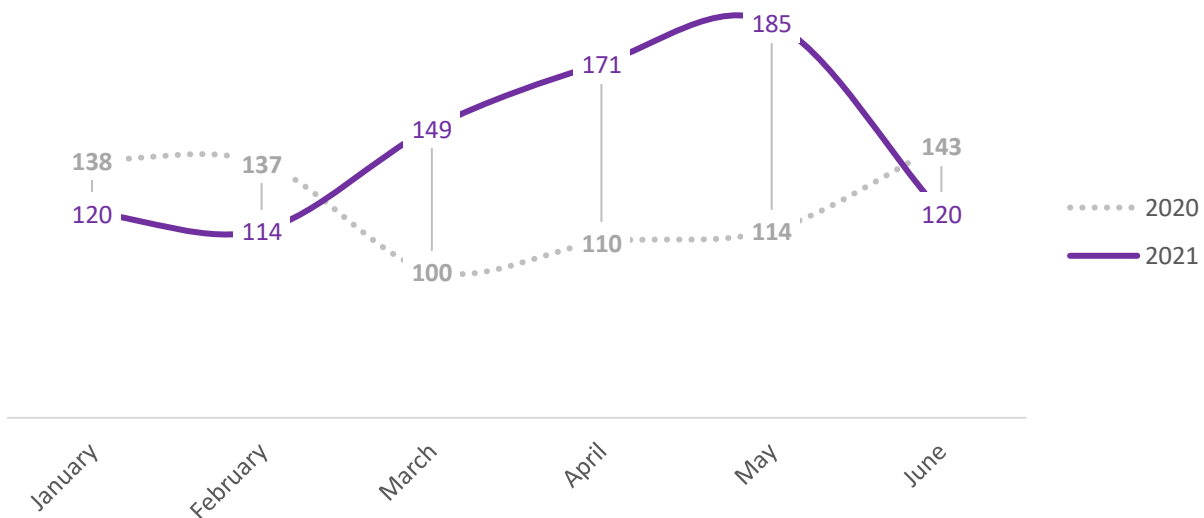
CLICK HERE TO: [EXPLORE OUR INTERACTIVE MAPS ONLINE](#)



The greatest reduction in cases was recorded for June 2021. Whereas June 2020 registered the highest number of cases for the first half of 2020, June 2021 registered the lowest case count for the first half of 2021. Below are the number of complaints that resulted in police cases during January to June 2021, compared to 2020.



The number of complaints listed as future reference was on an upward trajectory for the period February to May 2021, but it declined sharply in June 2021. The escalation between March and May 2021 resulted in the increase recorded for this category of complaints for the first half of 2021.





Belize Crime Observatory

© Belize Crime Observatory, Ministry of Home Affairs and New Growth Industries
Data: Belize Police Department, Joint Intelligence Coordinating Center