

Q1 2023

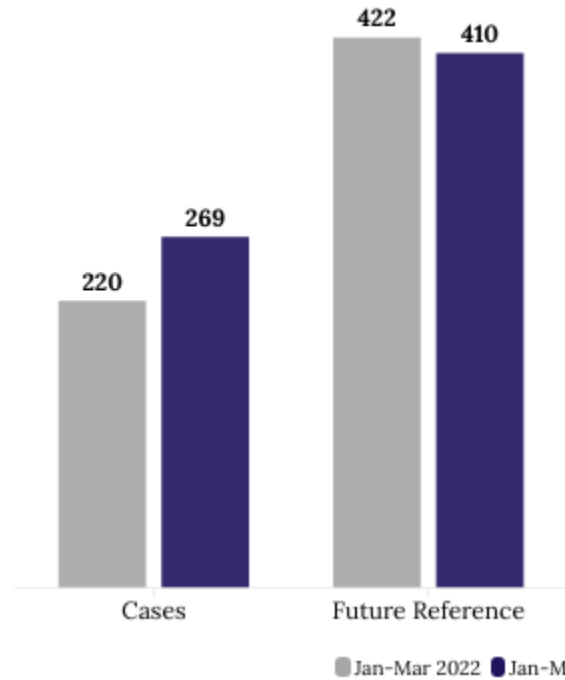
# Domestic Violence

Data source: Belize Police Department through the Joint Intelligence Coordinating Center

## Domestic Violence Reports Increased by 5.8%

During January to March 2023, Domestic Violence reports increase by 5.8% in comparison to the same period in 2022. This represents a total of 37 more cases.

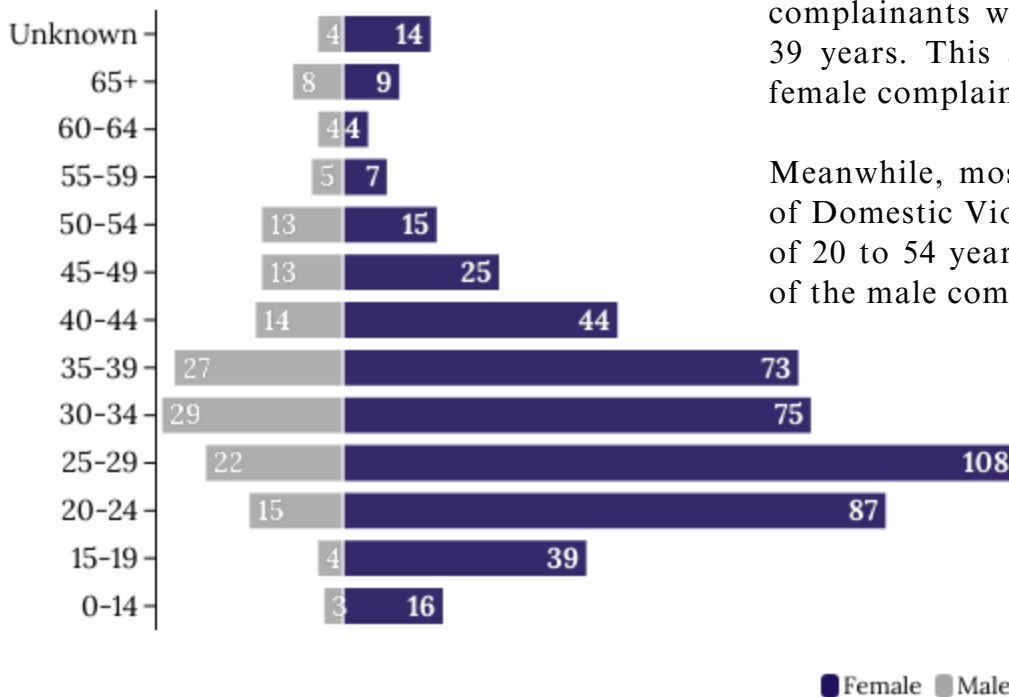
## Domestic Violence Cases, January-March 2022-2023



8 in 10 Domestic Violence reports were filed by females.

Note: 2 reports filed were of unknown sex.

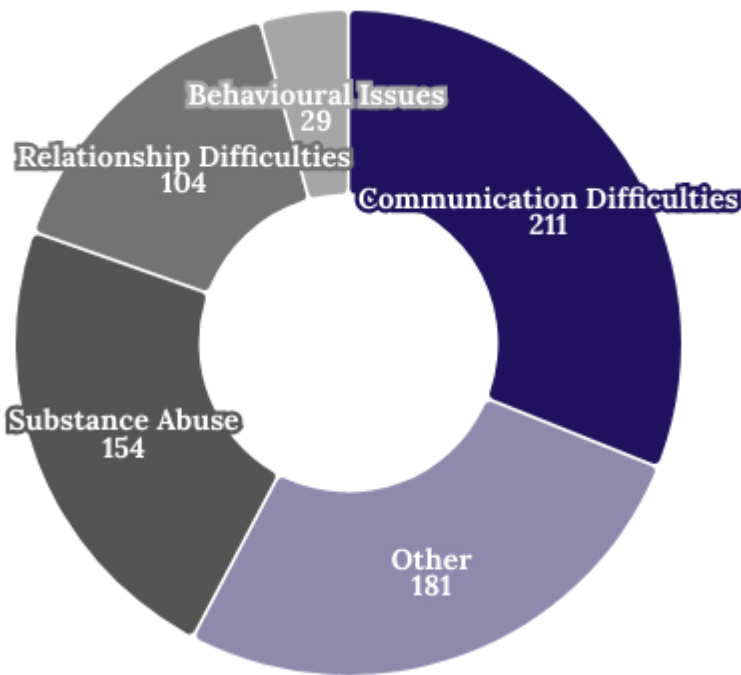
## Age Group and Sex of Domestic Violence Complainants, January-March 2022-2023



Majority of the Domestic Violence female complainants were between the ages of 20-39 years. This accounted for 66.5% of the female complainants.

Meanwhile, most of the male complainants of Domestic Violence were between the ages of 20 to 54 years. This accounted for 82.6% of the male complainants.

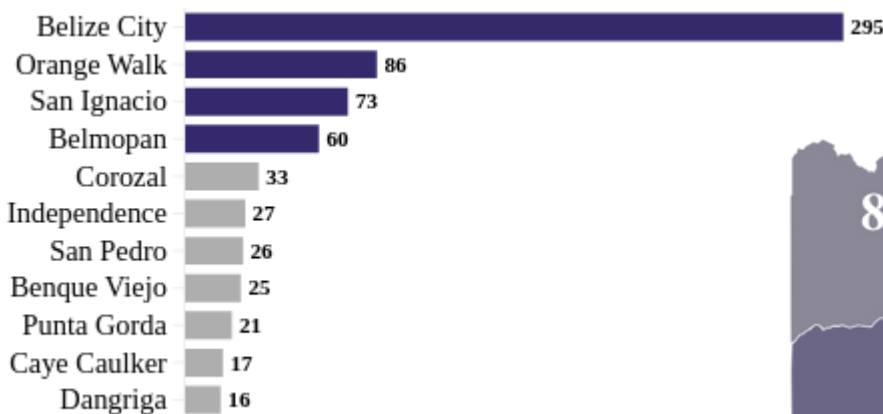
*Domestic Violence Reports by Circumstance,  
January-March 2022-2023*



Communication Difficulties and Substance Abuse accounted for majority of the Domestic Violence complaints filed during January to March 2023 with 211 and 154 complaints respectively.

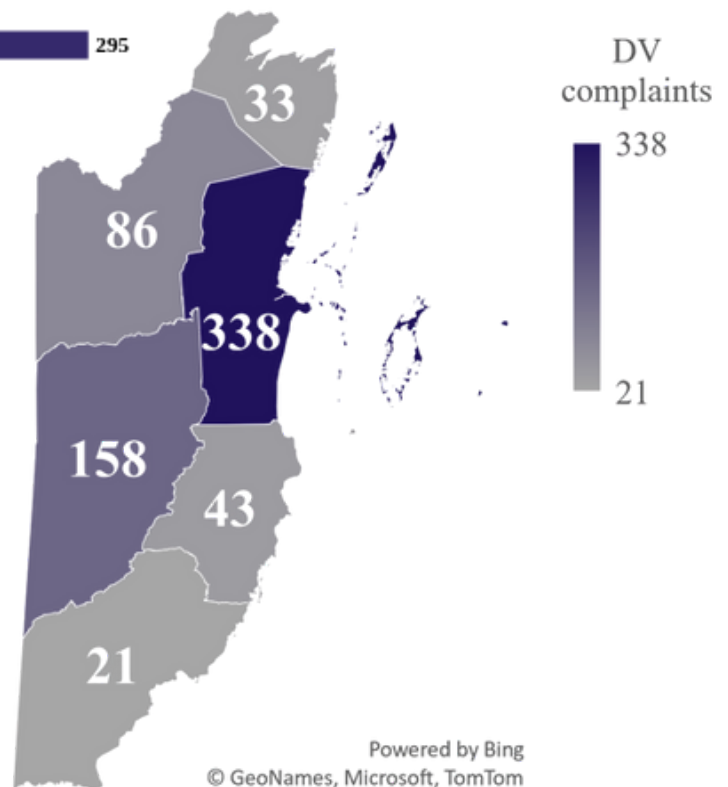
98% of the substance abuse complaints were due to the excessive consumption of alcohol.

*Domestic Violence by Formation,  
January-March 2022-2023*



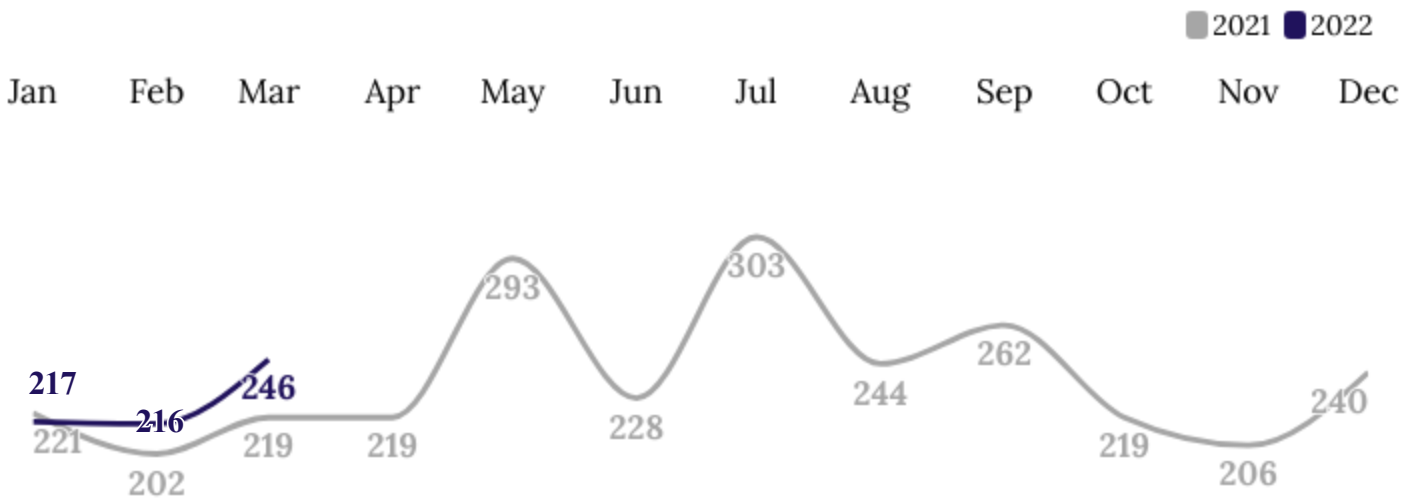
During the first quarter of 2023, majority of the formations increased in domestic violence complaints. However, Orange Walk, Belize City, Belmopan and Benque Viejo registered a decrease of 18.9%, 12.2%, 4.8%, and 3.8% respectively.

*Domestic Violence by District,  
January-March 2022-2023*



The amount of Domestic Violence complaints increased in majority of the districts with a decrease in the Orange Walk and Belize district with 18.9% and 7.1% respectively. However, the Belize District and the Cayo District remain with the highest number of domestic violence complaints with 338 and 158 respectively.

*Domestic Violence Reports, January-March 2022-2023*




Domestic Violence reports declined by 1.8% in January 2023 relative to January 2022. However, it later increased in February and March 2023 relative to the same period in 2022.

**Cases**



**269**

**Future Reference**



**410**

During the first quarter of 2023, most of the Domestic Violence complaints were filed for future reference. This accounted for 60.4% of the total complaints.

The Domestic Violence cases filed resulted in Arrests, Court Action and some are still Under Investigation.

23.4% of the cases resulted in the accused being arrested and 48% of the Domestic Violence cases resulted in court action.

**Arrested**



**63**

**Court Action**



**129**

**Under Investigation**



**77**