

Q2 2023

Domestic Violence

Disclaimer: This report contains incomplete data for May 2023 therefore, it does not reflect the exact statistics of Q2

Data source: Belize Police Department through the Joint Intelligence Coordinating Center

Domestic Violence Reports Decreased by 3.6%

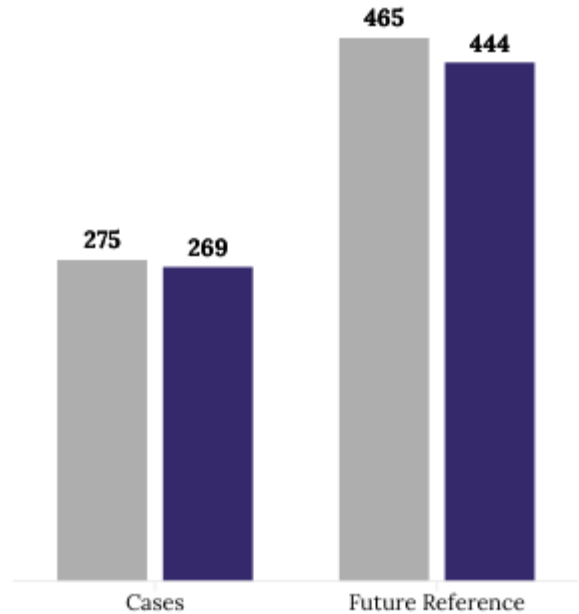
During April to June 2023, Domestic Violence reports decreased by 3.6% in comparison to the same period in 2022. This represents a total of 27 less cases.

Domestic Violence Cases, April-June 2022-2023

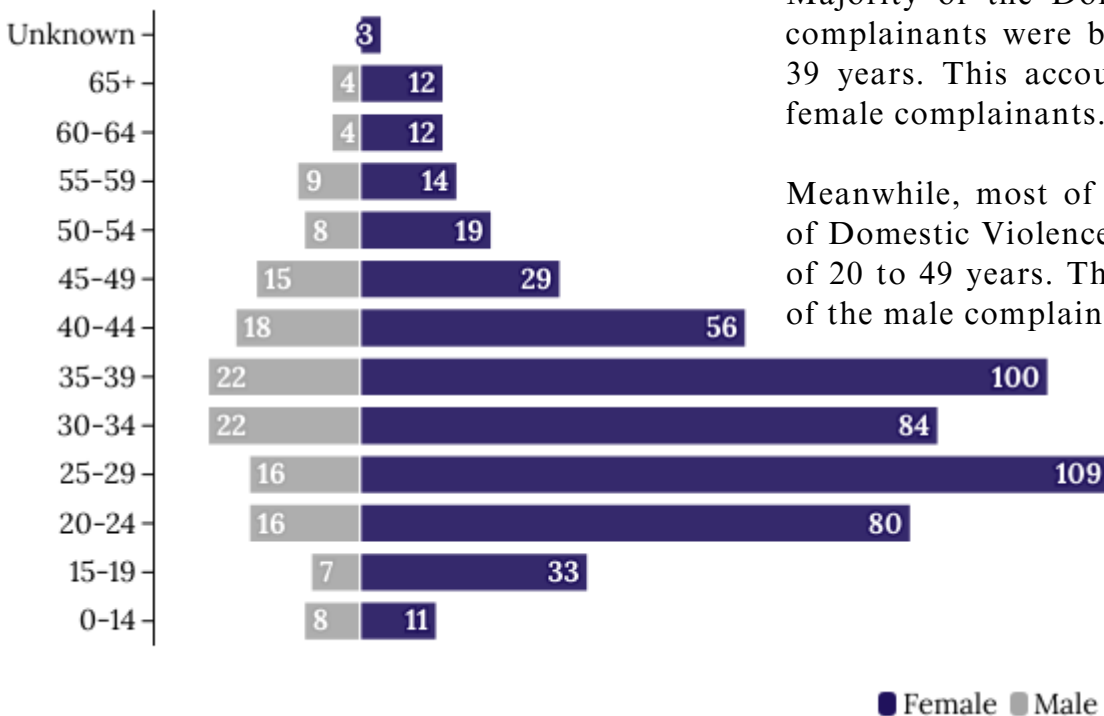


8 in 10 Domestic Violence reports were filed by females.

Note: 2 reports filed were of unknown sex.



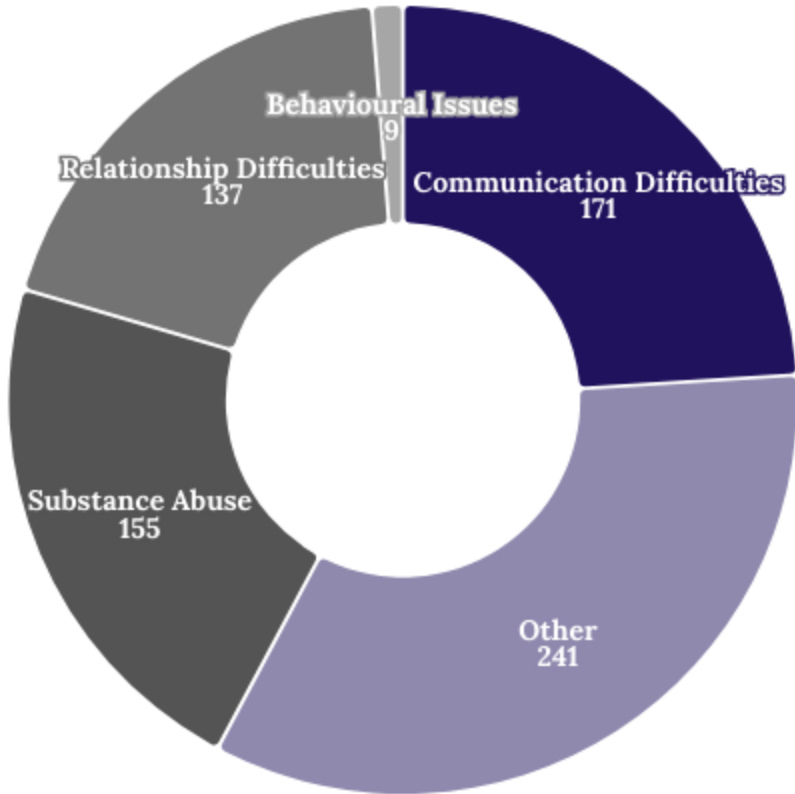
Age Group and Sex of Domestic Violence Complainants, April-June 2022-2023



Majority of the Domestic Violence female complainants were between the ages of 20-39 years. This accounted for 66.4% of the female complainants.

Meanwhile, most of the male complainants of Domestic Violence were between the ages of 20 to 49 years. This accounted for 73.2% of the male complainants.

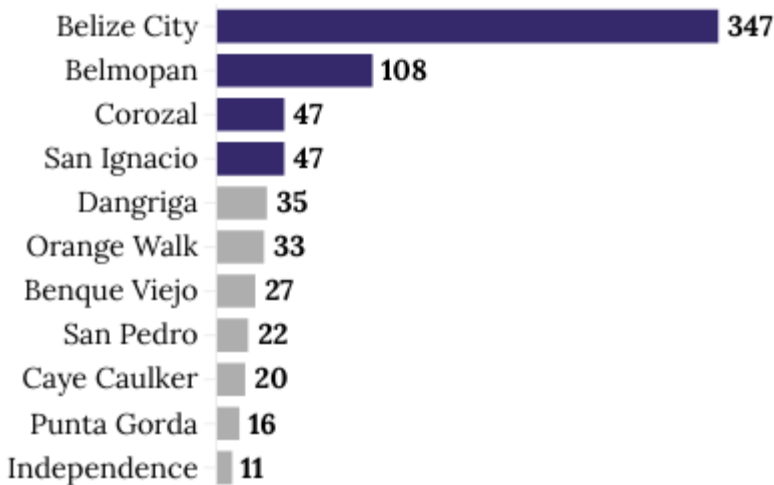
Domestic Violence Reports by Circumstance, April-June 2022-2023



Communication Difficulties and Substance Abuse accounted for most of the Domestic Violence complaints filed during April to June 2023 with 171 and 155 complaints respectively.

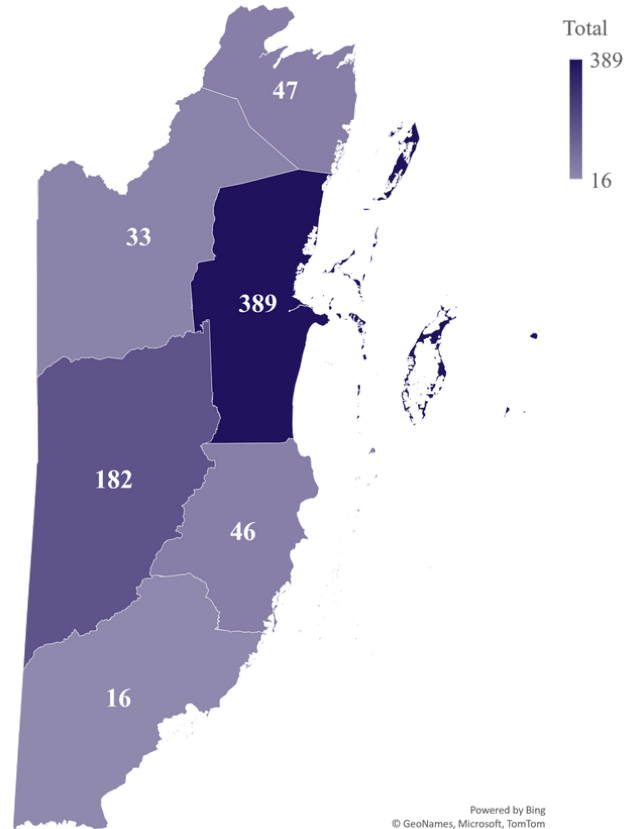
97% of the substance abuse complaints were due to the excessive consumption of alcohol.

Domestic Violence by Formation, April-June 2022-2023



During the second quarter of 2023, most of the formations increased in domestic violence complaints. However, Belize City, Caye Caulker, Punta Gorda and Independence registered a decrease of 7.2%, 4.8%, 27.3% and 47.6% respectively.

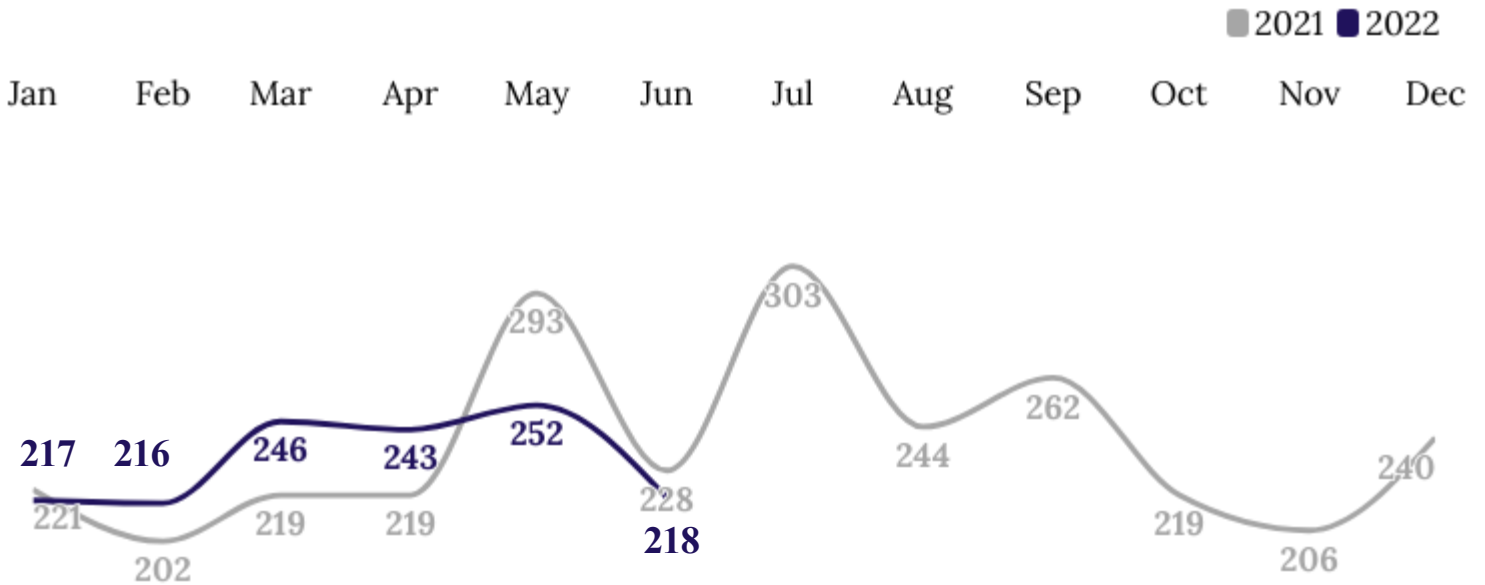
Domestic Violence by District, April-June 2022-2023



The amount of Domestic Violence complaints increased in most of the districts with a decrease in the Belize and Toledo districts with 4.42% and 27.3% respectively. However, the Belize District and the Cayo District remain with the highest number of domestic violence complaints with 389 and 182 respectively.

Note: The decrease reflected for Orange Walk is due to missing data for the month of May.

Domestic Violence Reports, April-June 2022-2023



Domestic Violence reports reflected an increase of 9.9% in April 2023 relative to April 2022. However, Domestic Violence reports declined in June 2023 relative to the same period in 2022. This represents a decrease of 5.3% respectively.


Note: The decrease reflected for the month of May is due to missing data.

Cases

Future Reference



269



444

During the second quarter of 2023, most of the Domestic Violence complaints were filed for future reference. This accounted for 62.3% of the total complaints.

The Domestic Violence cases filed resulted in Arrests, Court Action and some are still Under Investigation.

66.9% of the cases resulted in court action where only 30.1% of the Domestic Violence cases remain under investigation.

Arrested



8

Under Investigation



81

Court Action



180