

# Major Crimes: April to June 2024

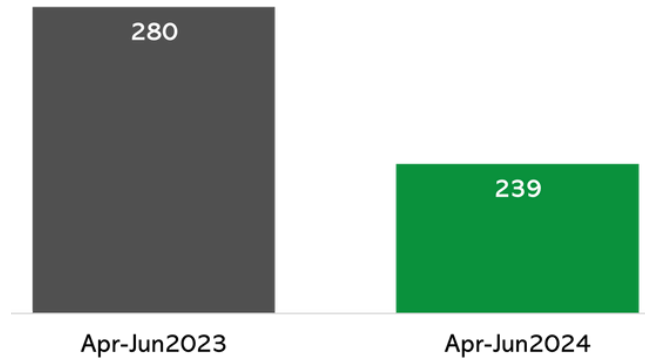
## Major Crime Incidents

**decreased by 15%** compared to  
April - June 2023

## Total Major Crimes Incidents, Apr-Jun 2023 vs. 2024

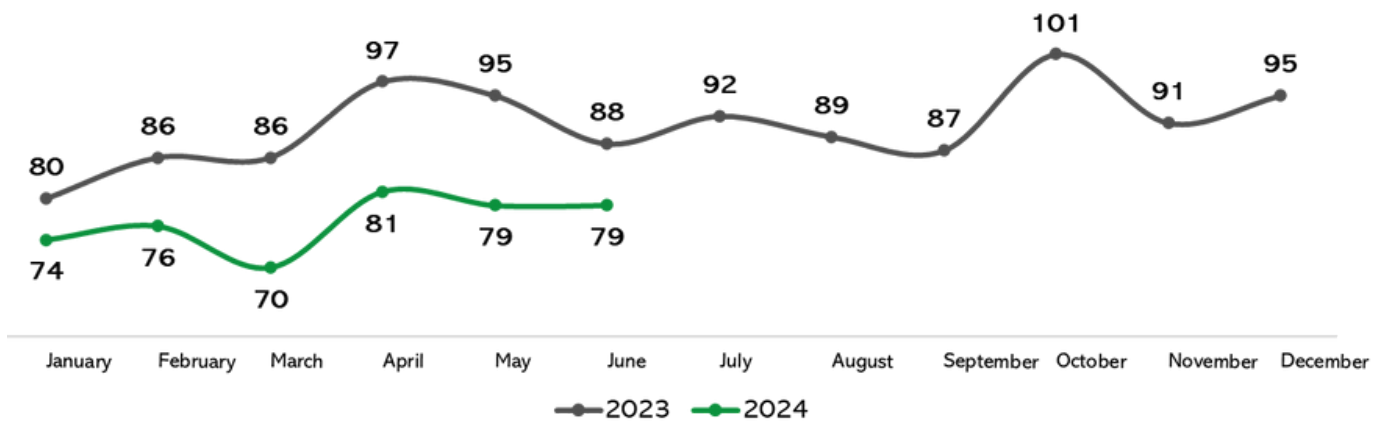
During April to June 2024, the Belize Police Department recorded 239 Major Crimes.

This include the six categories on Major Crimes: Murder (30), Rape (10), Robbery (40), Burglary (118), Theft (25) and Unlawful Sexual Intercourse (16).



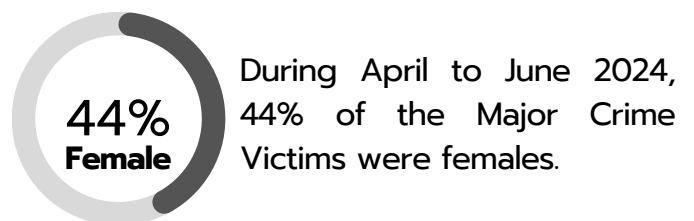
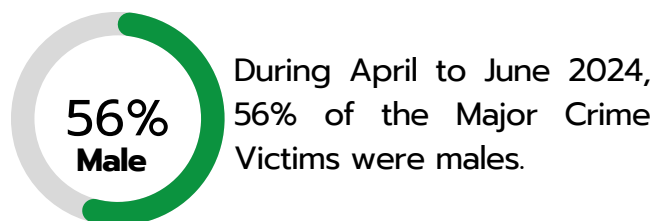
There was a total of 41 fewer Major Crimes recorded in comparison to the same time period in 2023.

## Major Crimes by Month, Apr-Jun 2023 vs. 2024

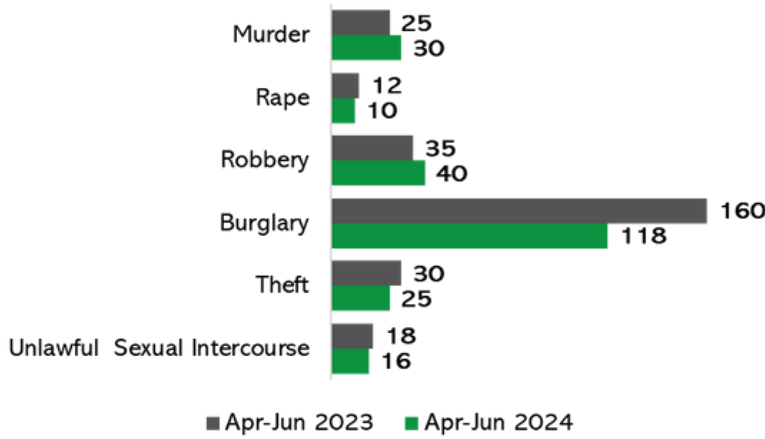


April 2024 accounted for 34% of the Major Crimes recorded, reflecting a decrease of 16% in Major Crimes compared to April 2023. While May and June accounted for 33% of the Major Crimes, respectively. May reflected a decrease of 17% in Major Crimes compared to May 2023 and June reflected a decrease of 10% compared to the same time period in 2023.

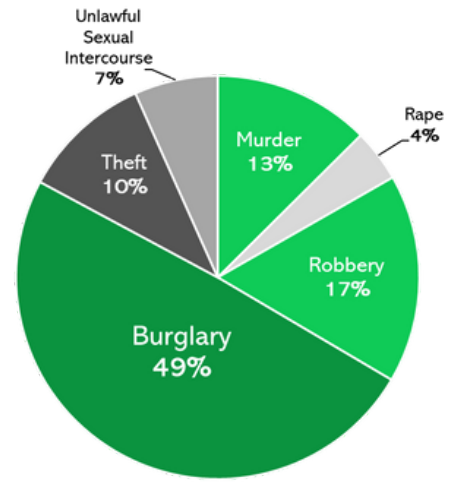
## Major Crime Victims, Apr-Jun 2024




### Major Crimes by category, Apr-Jun 2023 vs. 2024



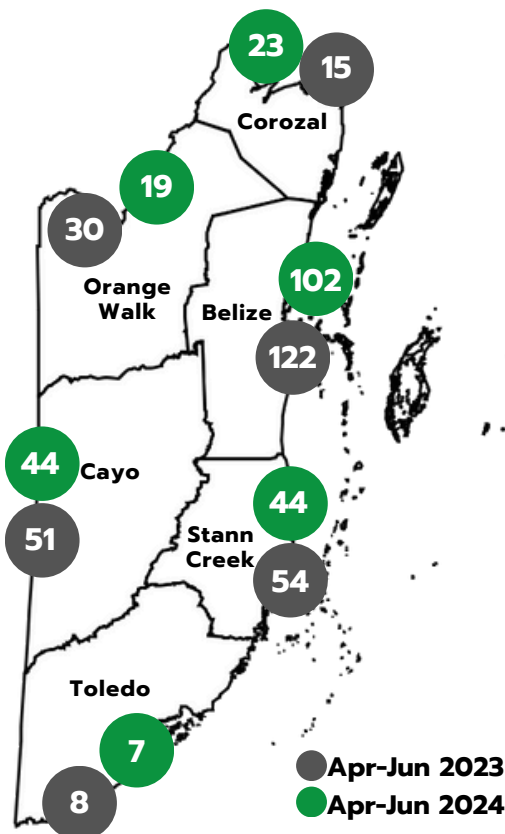
### Major Crimes by category, Apr-Jun 2024



Burglary accounted for 49% of the Major Crimes recorded during April to June 2024. Notably, Burglary decreased by 26%. That is 42 fewer Burglarries recorded compared to the same time period in 2023. Murder, and Robbery increased by 20% and 14% respectively.



### Major Crimes by District, Apr-Jun 2023 vs. 2024

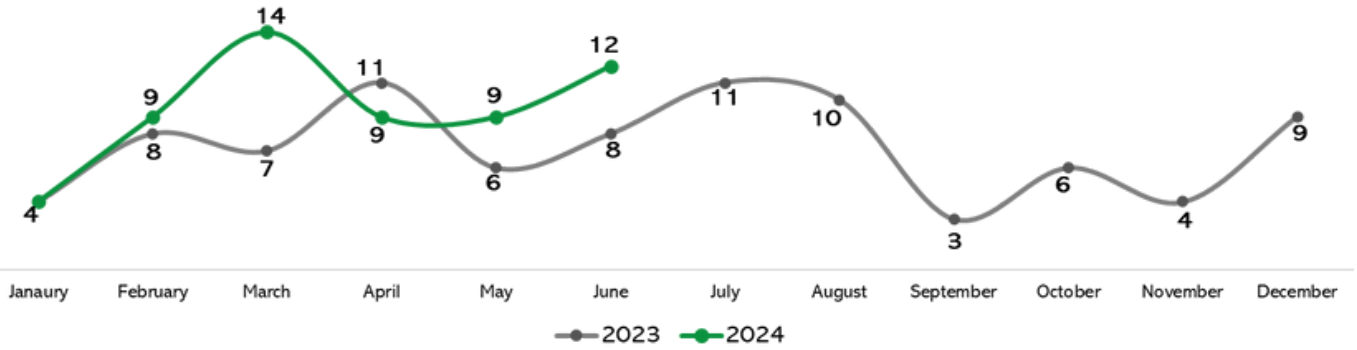


During April to June 2024, there was a decrease in Major Crimes recorded compared to 2023 throughout the districts except for the Corozal District, with 8 more Major Crimes records.

The Belize District accounted for 43% of the Major Crimes recorded, reflecting a decrease of 16% in Major Crimes recorded compared to April to June 2023. The Toledo District accounted for 3% of the Major Crimes recorded.

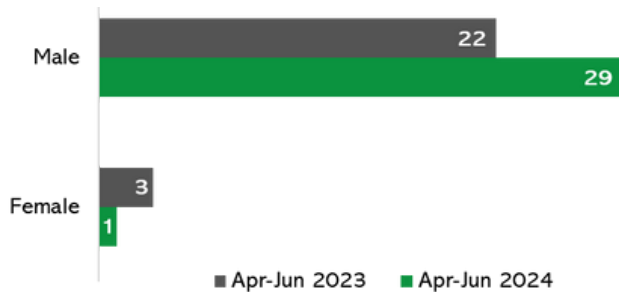
The Orange Walk District reflected a decrease of 37% in Major Crimes, while the Stann Creek District reflected a decrease of 19% in Major Crimes recorded when compared to the same quarter in 2023.

## Total Number of Murders, Apr-Jun 2023 vs. 2024



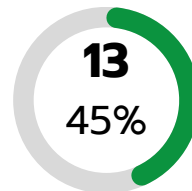
April and May 2024 accounted for 30% of the Murders recorded, respectively. April reflected a decrease of 18% in Murders compared to April 2023. May reflected an increase of 50% Murders compared to May 2024. While June accounted for 40% of the Murders reflecting an increase of 50% in Murders compared to June 2023.

### Murder Incidents by Sex, Apr-Jun 2023 vs. 2024




In the second quarter of 2024, 97% of the Murder Victims were Males while there was a decrease of 67% in Female Murder Victims compared to the same period in 2023.

### Murder Incidents by Age Group and Sex, Apr-Jun 2024

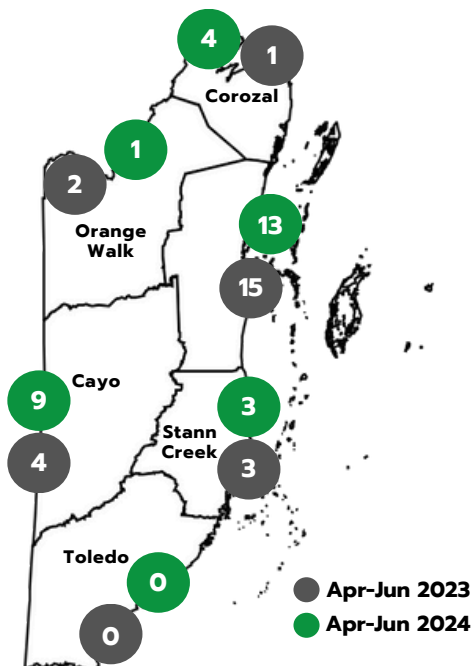


During April to June 2024, majority of the Male Victims of Murder were between 30 to 49 years.



During April to June 2024, the age group with the largest percentage of Female Murder Victims was 30 to 49 years.

### Murders by District, Apr-Jun 2023 vs. 2024



The Belize District accounted for 43% of the Murder incidents recorded in April to June 2024, reflecting a 13% decrease of Murder incidents compared to the same time period in 2023.

The Cayo District accounted for 30% of the Murder incidents which reflected an increase of 125% in Murder incidents, while the Orange Walk District reflected a decrease of 50% in Murder incidents in 2024.

Data Source: Belize Police Department (BPD) through the Joint Intelligence Coordinating Center.

If you would like to learn more about the BCO or get more information contact us at:

