

November 2017

Crime Analysis Report

PERIOD: 1st to 30th November, 2017

1. Major Crimes:

- Total **154** incidents countrywide for the month of November 2017.
- ↓ 2% (3 incidents) **decrease** compared to **November 2016**, and a **decrease** of 32% (73 incidents) compared to the previous month, **October 2017**.
- **45%** Belize District
- **22%** Cayo District

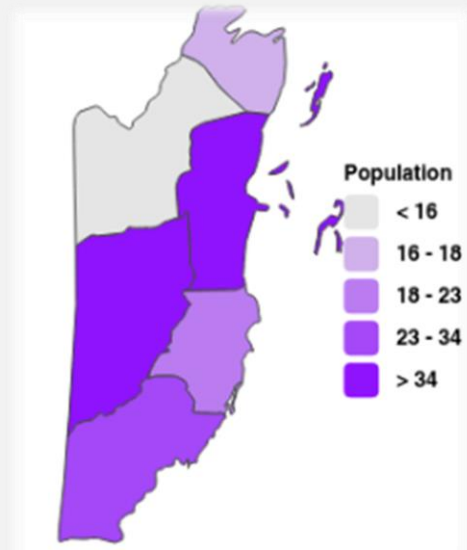


Chart A: Major Crimes Data for November 2017, by location

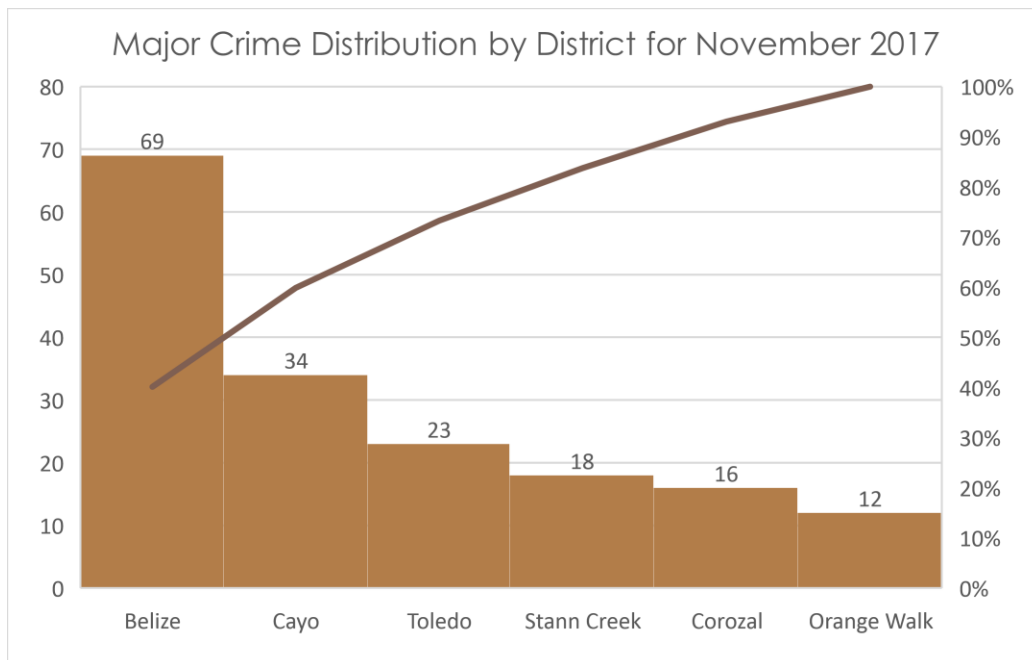
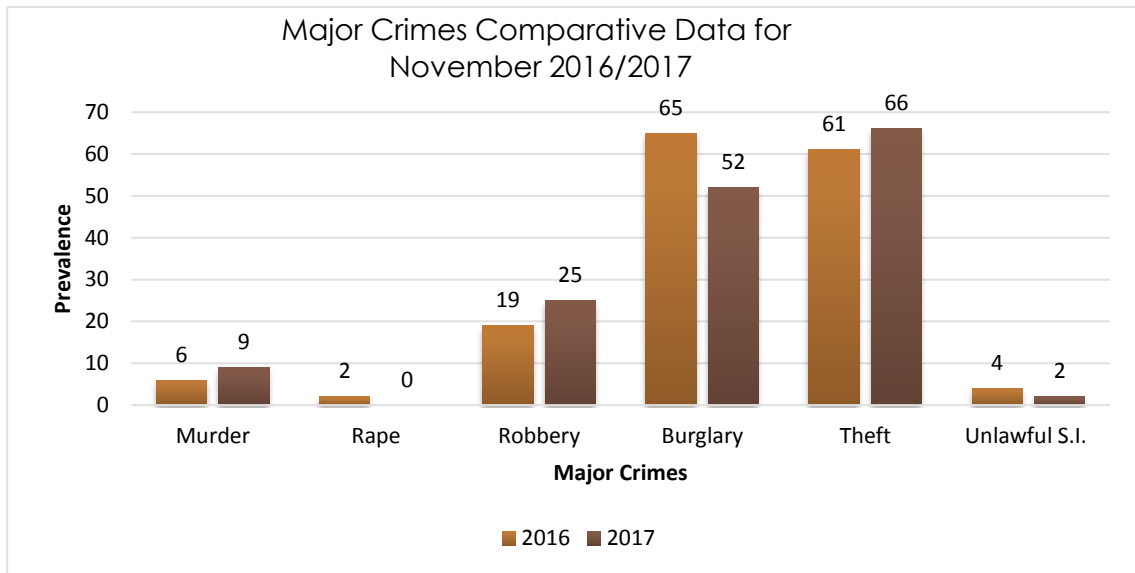



Chart B: Major Crimes Comparative Data for November 2016/2017



Murder:



Chart C: Murder Data by location for Nov. 2017



Sexual Offenses

Unlawful Sexual Intercourse
November 2017



■ Ladyville (50%) ■ Belmopan (50%)

RAPE
4

Property Crimes

Robbery/Burglary/Theft:

Of the **(154)** major crimes that occurred in November 2017, **Robbery, Burglary,** and **Theft (RBT)** contributed to **(25/16%), (52/34%)** and **(66/43%)** of incidents respectively.

Belize District has the highest total number of RBTs in the country: Robbery **(11/17%),** Burglary **(22/34%),** and Theft incidents **(31/48%).**

The **Toledo District** continues to report the **second highest number** of Burglaries in the country over the past three months.

Chart D: RBT Total Nov. 2017

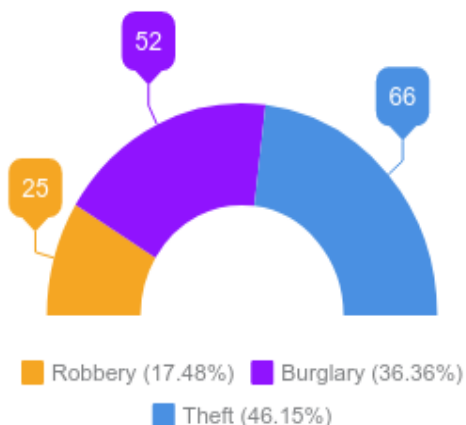


Chart E: RBT Data by District

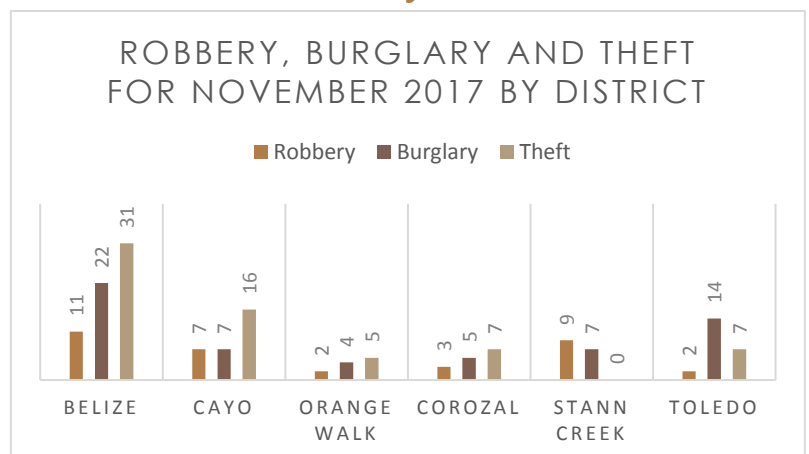
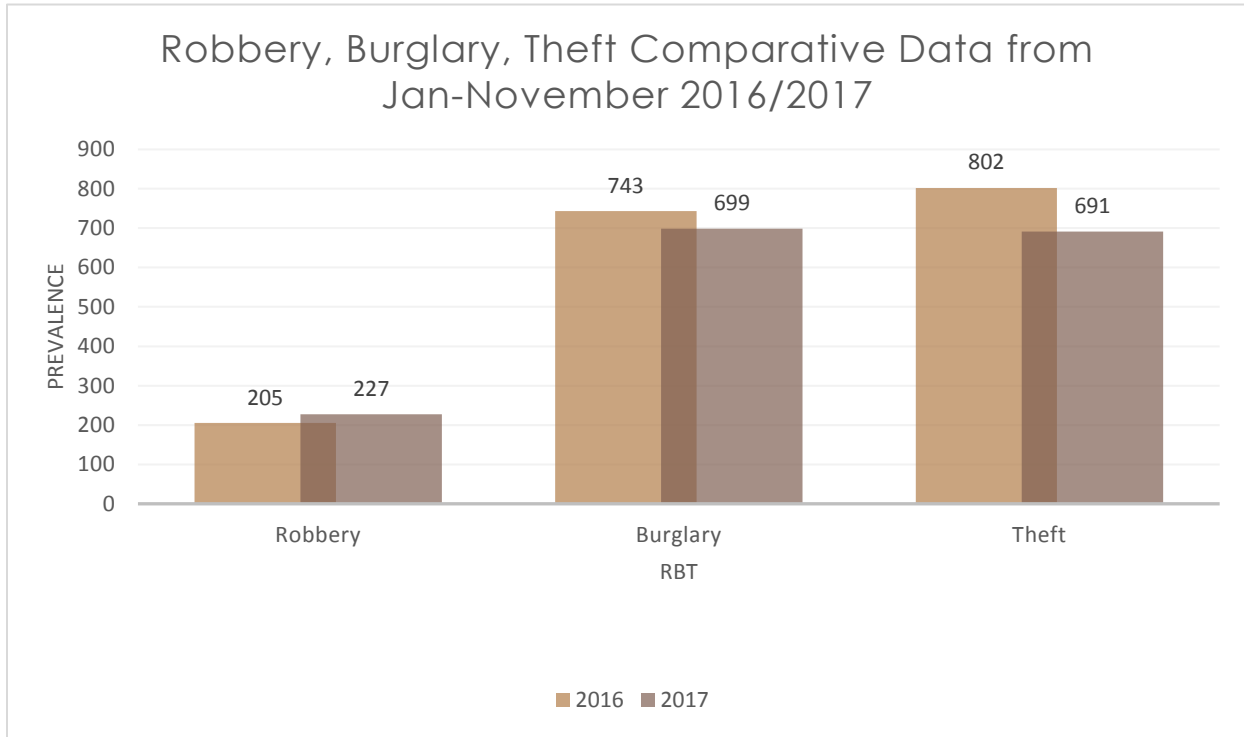


Chart F: RBT Comparative Data from Jan-November 2016/2017



2. Gangs

- **69** major crimes occurred in the Belize District in November 2017
- **(8)** incidents were classified as **gang-related (See disaggregation below)**

SHOOTING



BURGLARY



MURDER



ROBBERY



THEFT



AGV.ASSAULT

