

JANUARY 2018

Crime Analysis Report

PERIOD: 1st – 31st January 2018

1. Major Crimes:

- Total **186** incidents countrywide for the month of January 2018.
- **↑** 19% (30 incidents) **increase** compared to **January 2017**, and an **increase** of 9% (15 incidents) compared to the previous month, **December 2017**.
- **48%** Belize District
- **17%** Stann Creek District

The Stann Creek District continues to present a higher than usual number of major crimes to an increased number of property crimes.

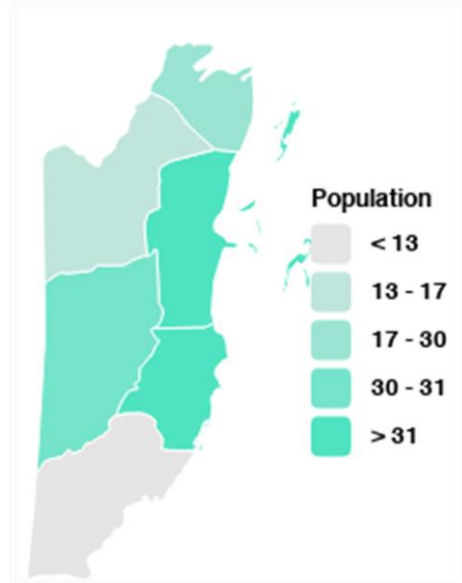


Chart A: Major Crimes Data for January 2018, by location

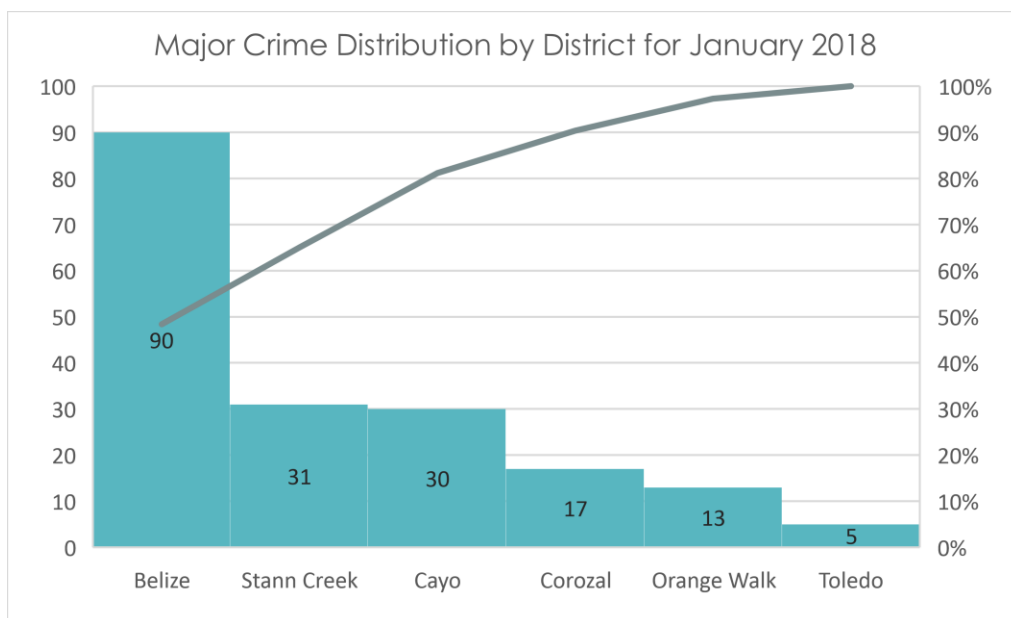
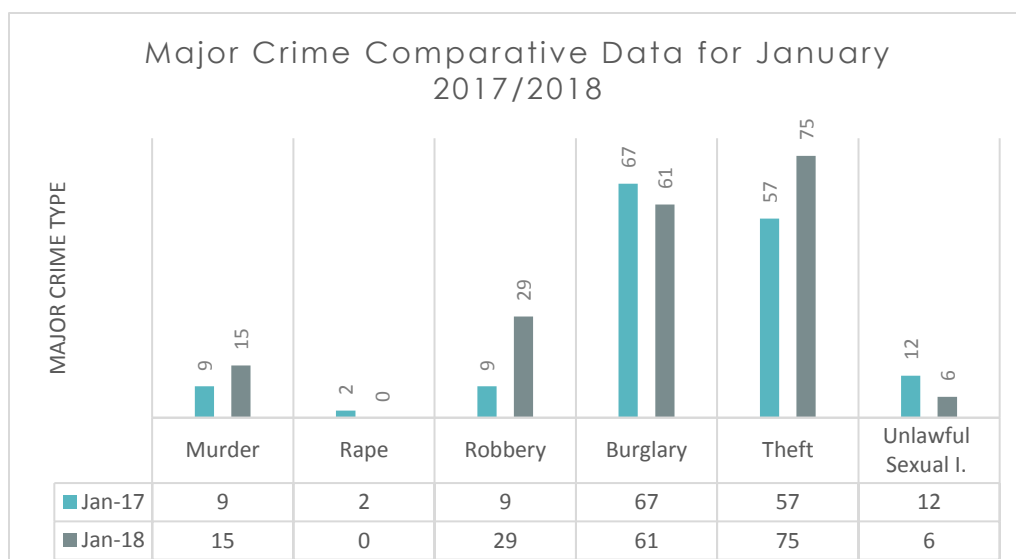


Chart B: Major Crimes Comparative Data for January 2017/2018



Murder:

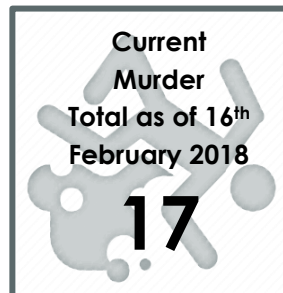
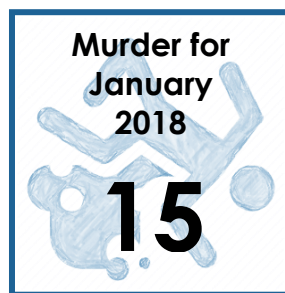
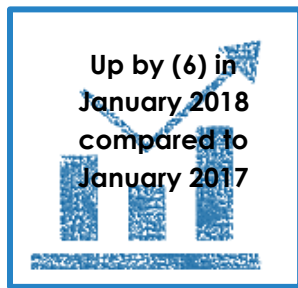
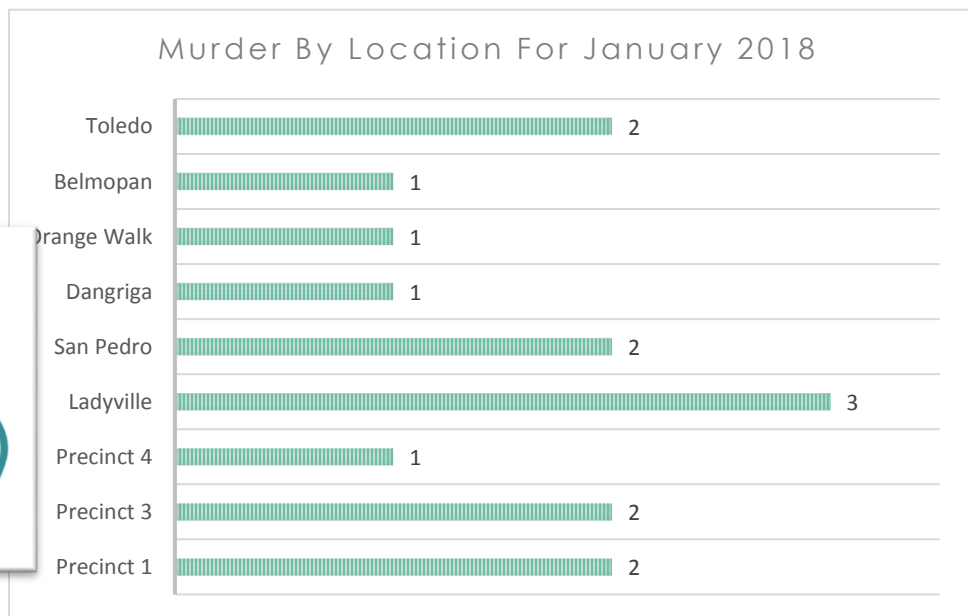
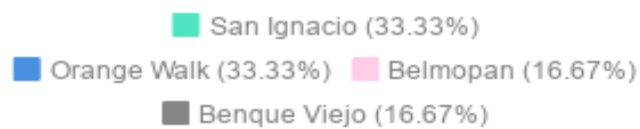
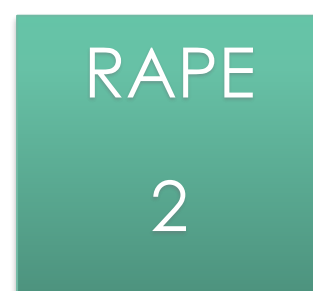


Chart C: Murder Data by location for January 2018



Sexual Offenses:

Unlawful Sexual Intercourse January 2018



Property Crimes

Robbery/Burglary/Theft:

Of the **(186)** major crimes that occurred in January 2018, **Robbery, Burglary, and Theft contributed to 89% (165)** with RBT being **(29/18%), (61/37%)** and **(75/46%)** of incidents respectively.

Belize District has the highest total number of RBTs in the country: Robbery **(15/52%), Burglary (28/46%),** and Theft incidents **(37/49%)**.

The **Stann Creek District** reported the **second highest number** of RBTs in the country closely followed by the **Cayo District** for the month of January 2018.

Chart D: RBT Total Jan. 2018

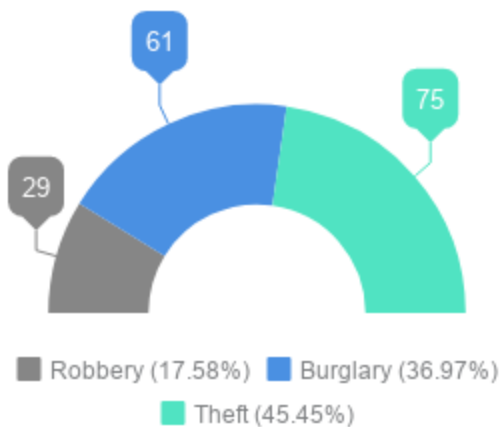


Chart E: RBT Data by District

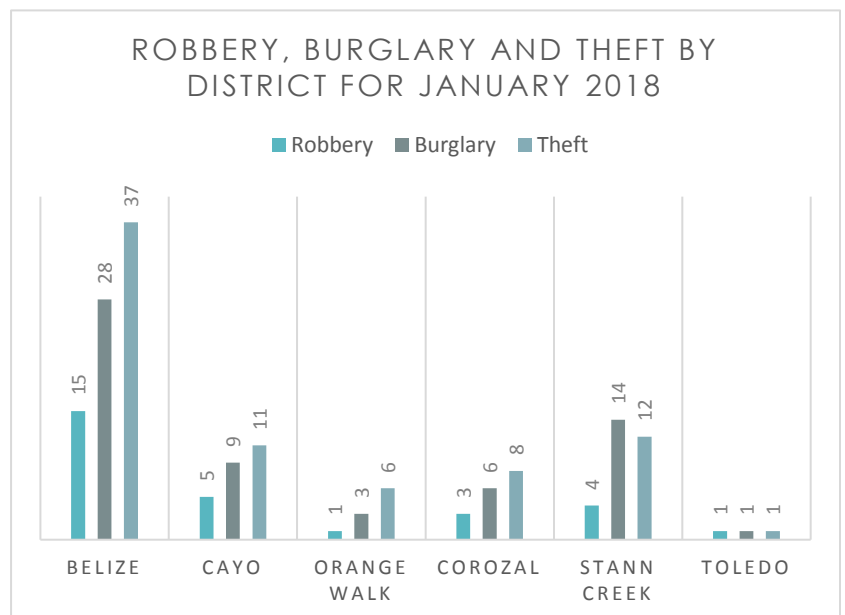
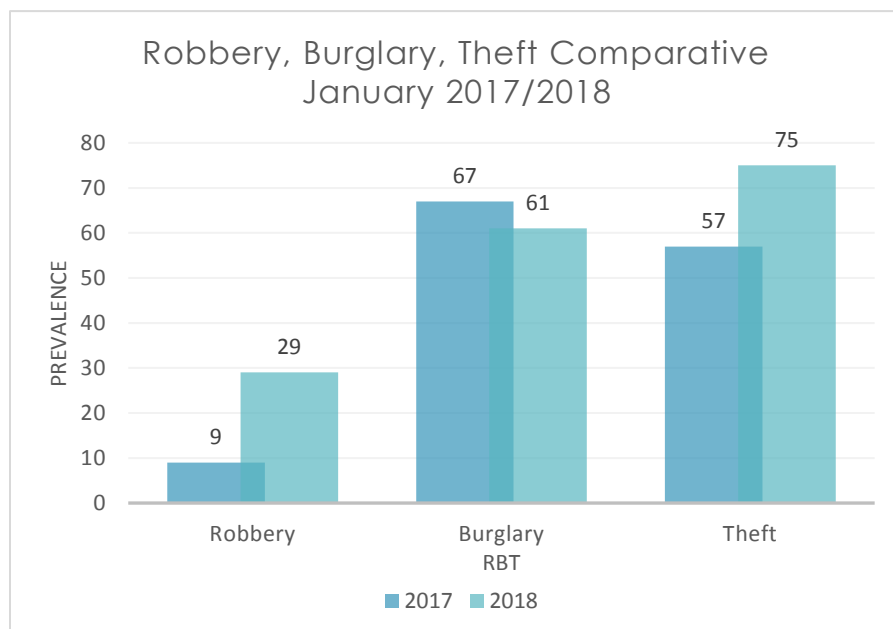


Chart F: RBT Comparative Data from January 2017/2018



Major Theft (above \$5000.00)	Minor Theft (below \$5000.00)
8	67

2. Gangs

- Of the ninety (**90**) major crimes occurred in the Belize District in January 2018, twenty-five (**25**) incidents were classified as **gang-related** ([See disaggregation below](#))

