



MARCH 2018

Crime Analysis Report

PERIOD: 1st – 31st March, 2018

1. Major Crimes:

- Total **176** incidents countrywide for the month of March 2018.
- **↑** 43% (53 incidents) **increase** compared to **March 2017**, and a **decrease** of 1% (2 incidents) compared to the previous month, **February 2018**.
- **52%** Belize District
- **16%** Cayo District

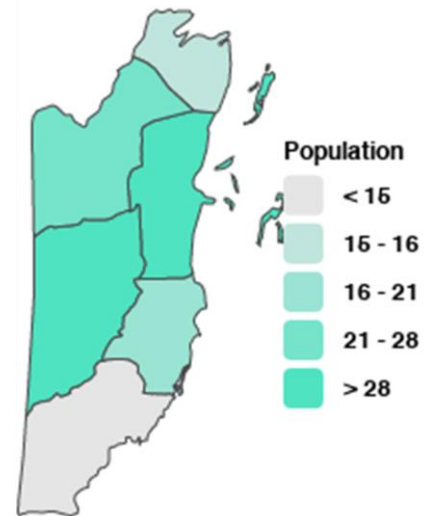
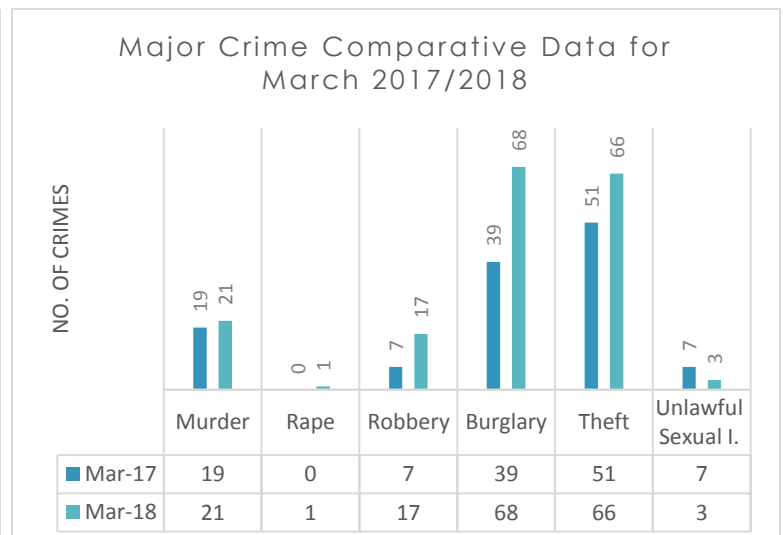
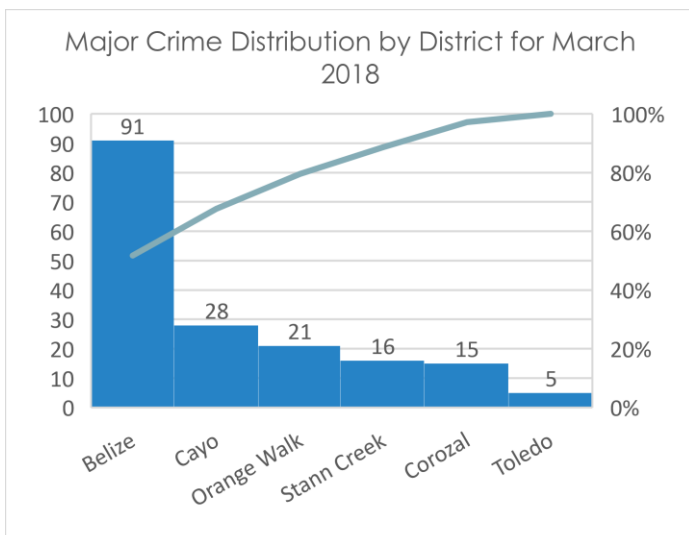


Chart A: Major Crimes Data for March 2018, by location

Chart B: Major Crimes Comparative Data for March 2017/2018



Murder:

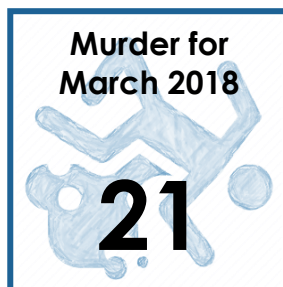
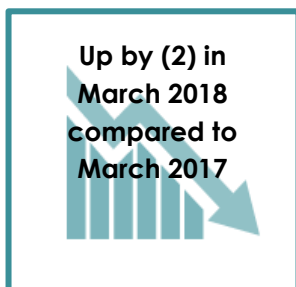
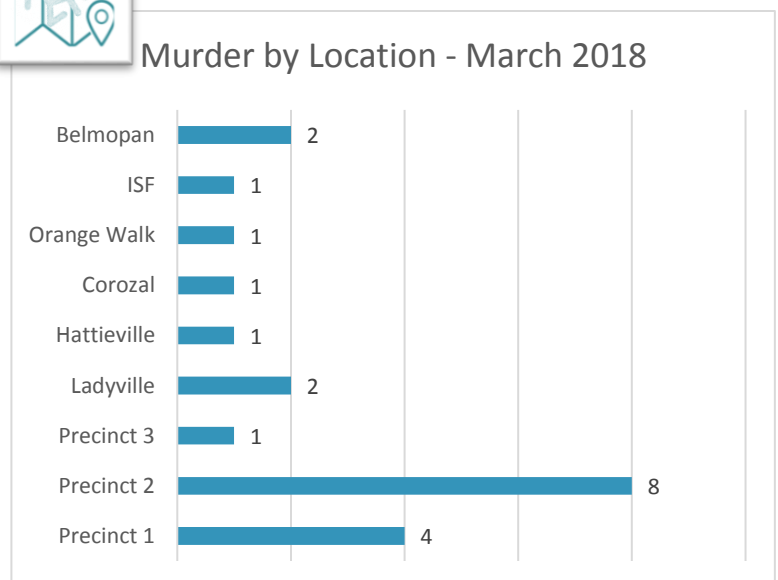
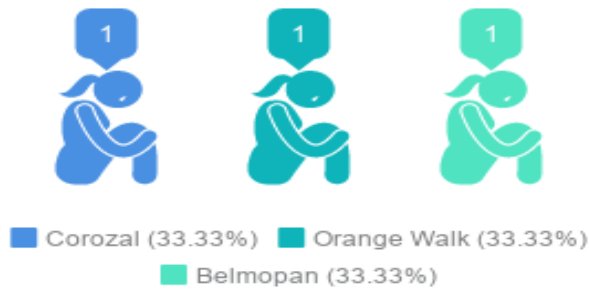


Chart C: Murder Data by location for March 2018



Sexual Offenses

Unlawful Sexual Intercourse March 2018



Property Crimes

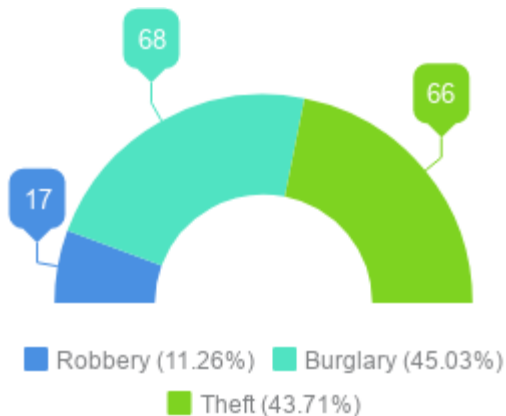
Robbery/Burglary/Theft:

Of the **(176)** major crimes that occurred in March 2018, **Robbery, Burglary, and Theft contributed to 86% (151)** with RBT being **(17/11%), (68/45%)** and **(81/44%)** of incidents respectively.

Belize District has the highest total number of RBTs in the country: Robbery **(10/13%), Burglary (33/44%),** and Theft incidents **(32/43%).**

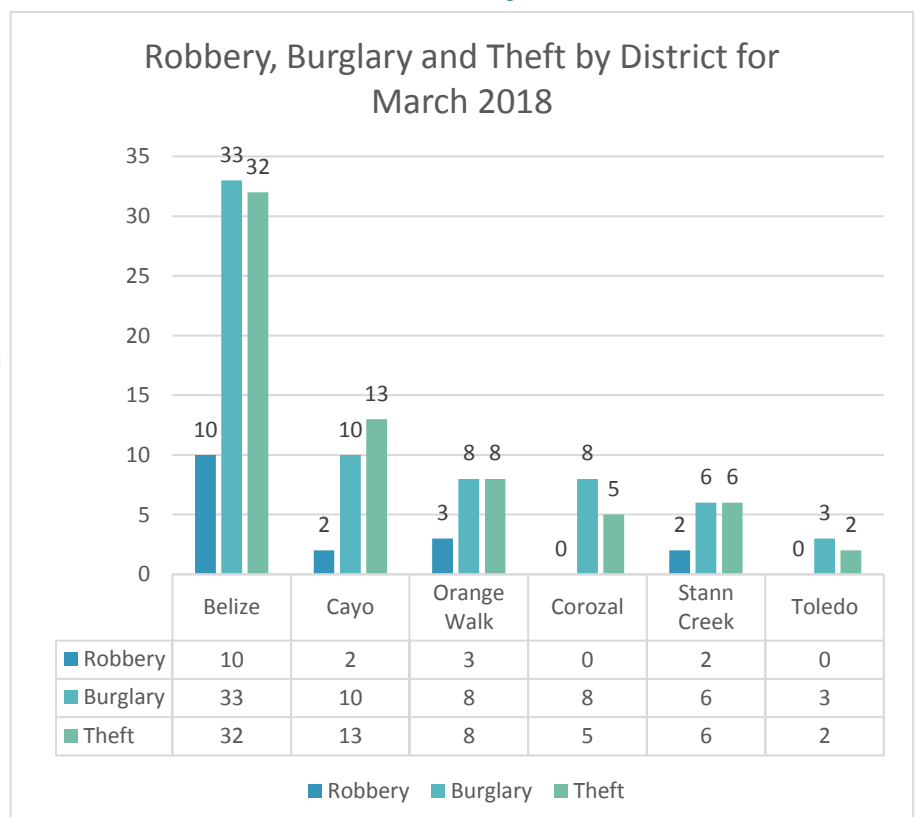
The **Cayo District** reported the **second highest number** of RBTs in the country for the month of March 2018, closely followed by the Northern Districts of Corozal and Orange Walk.

Chart D: RBT Total March. 2018



| Major Theft (above \$5000.00) | Minor Theft (below \$5000.00) |
|----------------------------------|----------------------------------|
| 10 | 56 |

Chart E: RBT Data by District



2. Gangs

- Of the ninety - one (**91**) major crimes that occurred in the Belize District in March 2018, twenty-five (**25**) incidents were classified as **gang-related** (See disaggregation below)

SHOOTING



BURGLARY



MURDER



ROBBERY



THEFT



AGV.ASSAULT

