


# Domestic Violence : April to June 2024

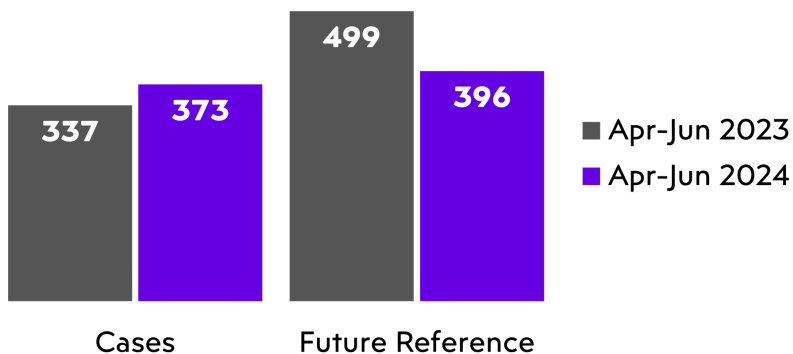
**Disclaimer:** This report contains incomplete data for June 2024 therefore, it does not reflect the exact statistics of Q2.

## Domestic Violence Reports Decreased, Apr-Jun 2023 vs. 2024

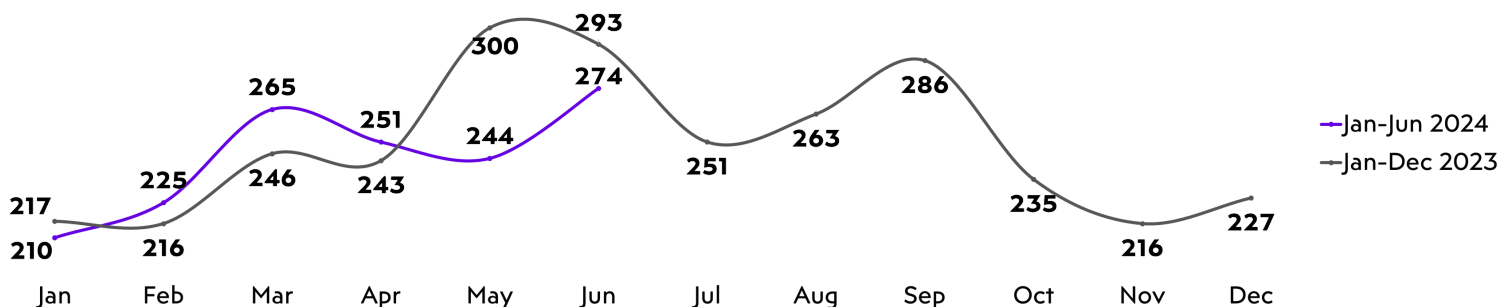


During April to June 2024, Domestic Violence reports decreased by 8% in comparison to the same period in 2023. This represents a total of 67 less reports.

## Domestic Violence reports, Apr-Jun 2023 vs. 2024

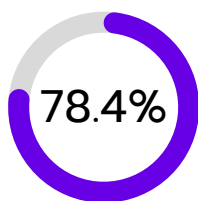
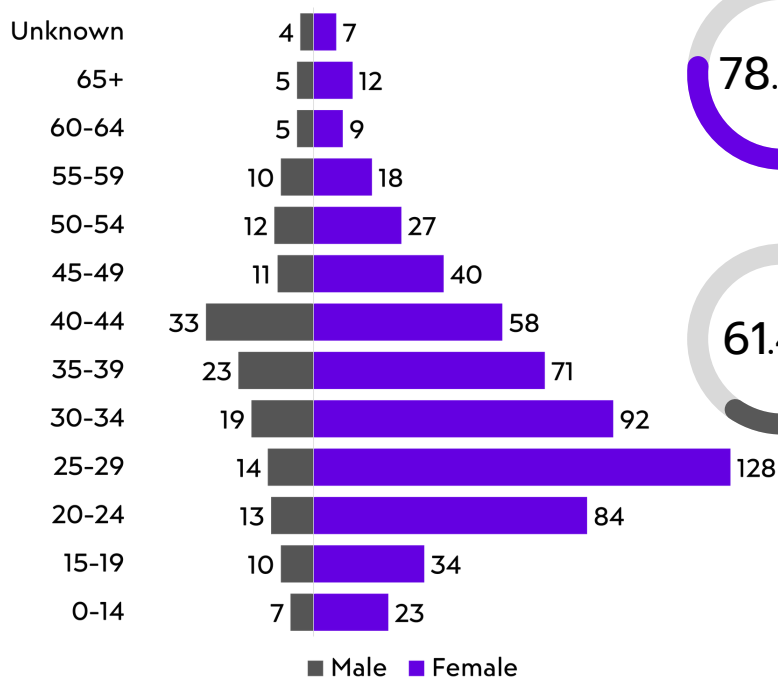


## Domestic Violence Reports, April to June 2023 vs. 2024

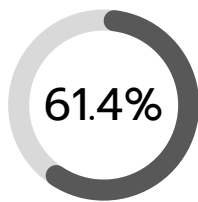


Domestic Violence reports reflected an increase of 3.3% in April of 2024 relative to 2023. However, Domestic Violence reports decreased in May and June 2024 relative to the same period in 2023. This represents a decrease of 18.7% and 6.5%, respectively.

## Age Group and Sex of Domestic Violence Complainants, Apr-Jun 2024



Majority of the Domestic Violence female complainants were between the ages of 20-49 years. This accounted for 78.4% of the female complainants.



Meanwhile, most of the male complainants of Domestic Violence were between the ages of 20 to 44 years. This accounted for 61.4% of the male complainants.



8 in 10 Domestic Violence reports were filed by females.

## Domestic Violence Cases, Apr-Jun 2024



**307**

CASES RESULTING IN COURT ACTION



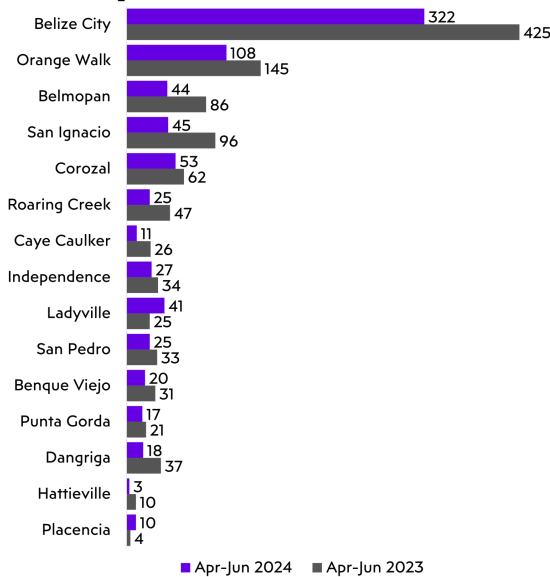
**66**

CASES UNDER INVESTIGATION

The majority of the Domestic Violence cases filed resulted in Court Action and some are still Under Investigation.

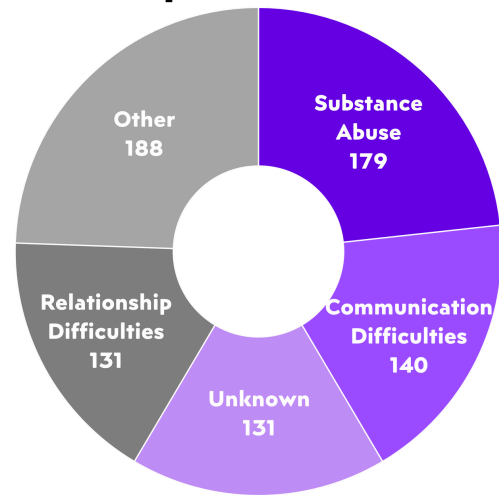
82.3% of the cases resulted in court action where only 17.7% of the Domestic Violence cases remain under investigation.

## Domestic Violence by Formation, Apr-Jun 2023 vs. 2024



During the second quarter of 2024, most of the formations decreased in domestic violence reports. However, Ladyville and Placencia registered an increase of 16 and 6 reports, respectively.

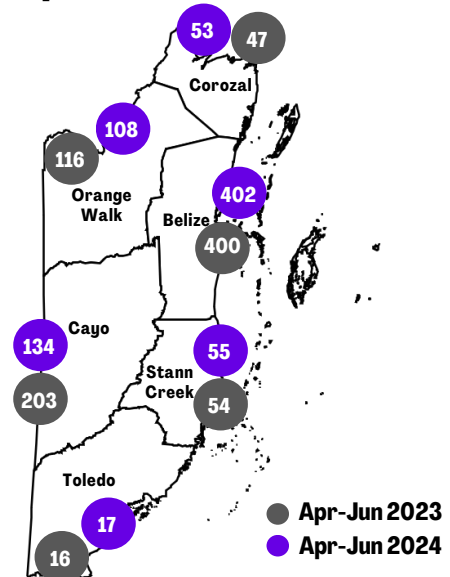
## Domestic Violence Reports by Factors, Apr-Jun 2024



Substance Abuse and Communication Difficulties accounted for most of the Domestic Violence reports filed during April to June 2024 with 179 and 140 reports, respectively.

96.6% (173) of the substance abuse reports were due to the excessive consumption of alcohol.

## Domestic Violence by District, Apr-Jun 2023 vs. 2024



While the amount of Domestic Violence reports increased in most of the districts, there was a decrease in the Cayo and Orange Walk Districts with 34.0% (69) and 6.9% (8), respectively. The Belize and the Cayo Districts remain with the highest number of domestic violence reports with 402 and 134, respectively.

Data Source: Belize Police Department (BPD) through the Joint Intelligence Coordinating Center.

If you would like to learn more about the BCO or get more information contact us at:

